


Summary Results Report
Joint General and Special Election
May 3, 2025

FINAL RESULTS
All Races
Collin County

Statistics	TOTAL	Ballots By Mail	Early Voting	Election Day
Registered Voters - Total	740,482			
Ballots Cast - Total	81,312	1,042	53,399	26,871
Voter Turnout - Total	10.98%			



Collin County Seal
Watermark Seal for Collin County.
Collin County Government

Summary Results Report
Joint General and Special Election
May 3, 2025

FINAL RESULTS
All Races
Collin County

Trustee, Place 4 - Collin Co. Comm. College Dist.

Vote For 1

	TOTAL	VOTE %		Ballots By Mail	Early Voting	Election Day
Tamara Thomas	26,711	41.80%	<div><div></div></div>	292	16,769	9,650
Staci L. Weaver	37,186	58.20%	<div><div></div></div>	564	25,429	11,193
Total Votes Cast	63,897	100.00%	<div><div></div></div>	856	42,198	20,843
Overvotes	0			0	0	0
Undervotes	17,055			172	10,944	5,939
Contest Totals	80,952			1,028	53,142	26,782

Trustee, Place 5 - Collin Co. Comm. College Dist

Vote For 1

	TOTAL	VOTE %		Ballots By Mail	Early Voting	Election Day
Raj Menon	45,702	100.00%	<div><div></div></div>	566	30,216	14,920
Total Votes Cast	45,702	100.00%	<div><div></div></div>	566	30,216	14,920
Overvotes	0			0	0	0
Undervotes	35,250			462	22,926	11,862
Contest Totals	80,952			1,028	53,142	26,782

Trustee, Place 6 - Collin Co. Comm. College Dist.

Vote For 1

	TOTAL	VOTE %		Ballots By Mail	Early Voting	Election Day
Justin Adcock	45,847	100.00%	<div><div></div></div>	564	30,570	14,713
Total Votes Cast	45,847	100.00%	<div><div></div></div>	564	30,570	14,713
Overvotes	0			0	0	0
Undervotes	35,105			464	22,572	12,069
Contest Totals	80,952			1,028	53,142	26,782

City Council, Place 2 – City of Anna

Vote For 1




	TOTAL	VOTE %		Ballots By Mail	Early Voting	Election Day
Allison Inesta	242	24.25%	<div><div></div></div>	5	176	61
Nichole Hunt	214	21.44%	<div><div></div></div>	5	138	71
Hugh F. Heath	82	8.22%	<div><div></div></div>	1	42	39
Nathan Bryan	460	46.09%	<div><div></div></div>	0	301	159
Total Votes Cast	998	100.00%	<div><div></div></div>	11	657	330
Overvotes	0			0	0	0
Undervotes	28			0	18	10
Contest Totals	1,026			11	675	340

Summary Results Report
Joint General and Special Election
May 3, 2025

FINAL RESULTS
All Races
Collin County




City Council, Place 4 – City of Anna

Vote For 1

	TOTAL	VOTE %		Ballots By Mail	Early Voting	Election Day
Lee Miller	255	25.60%		1	173	81
Kelly Herndon	741	74.40%		10	487	244
Total Votes Cast	996	100.00%		11	660	325
Overvotes	0			0	0	0
Undervotes	30			0	15	15
Contest Totals	1,026			11	675	340







City Council, Place 6 – City of Anna

Vote For 1

	TOTAL	VOTE %		Ballots By Mail	Early Voting	Election Day
Randy Atchley	255	25.60%		5	168	82
Manny Singh	741	74.40%		6	489	246
Total Votes Cast	996	100.00%		11	657	328
Overvotes	0			0	0	0
Undervotes	30			0	18	12
Contest Totals	1,026			11	675	340

Councilmember-At-Large – City of Blue Ridge




Vote For 3

	TOTAL	VOTE %		Ballots By Mail	Early Voting	Election Day
Tammy Crosswhite	45	13.27%		0	27	18
Trenton Sissom	95	28.02%		0	70	25
Dennis Davis	25	7.37%		0	13	12
Linda Braly	92	27.14%		0	66	26
Wendy Mattingly	82	24.19%		0	62	20
Total Votes Cast	339	100.00%		0	238	101
Overvotes	0			0	0	0
Undervotes	66			0	44	22
Contest Totals	405			0	282	123

Collin County Seal
Watermark Seal for Collin County.
Collin County Government

Councilmember, Place 1 – City of Celina

Vote For 1

	TOTAL	VOTE %		Ballots By Mail	Early Voting	Election Day
Dorothy Allan	854	46.49%		6	572	276
Philip Ferguson	983	53.51%		6	722	255
Total Votes Cast	1,837	100.00%		12	1,294	531
Overvotes	0			0	0	0
Undervotes	164			1	105	58
Contest Totals	2,001			13	1,399	589

Summary Results Report
Joint General and Special Election
May 3, 2025

FINAL RESULTS
All Races
Collin County

Councilmember, Place 6 – City of Celina

Vote For 1

	TOTAL	VOTE %		Ballots By Mail	Early Voting	Election Day
Brandon Grumbles	1,417	100.00%	<div><div></div></div>	7	1,014	396
Total Votes Cast	1,417	100.00%	<div><div></div></div>	7	1,014	396
Overvotes	0			0	0	0
Undervotes	584			6	385	193
Contest Totals	2,001			13	1,399	589

Proposition A – City of Celina

Vote For 1

	TOTAL	VOTE %		Ballots By Mail	Early Voting	Election Day
For	1,179	61.95%	<div><div></div></div>	6	830	343
Against	724	38.05%	<div><div></div></div>	6	504	214
Total Votes Cast	1,903	100.00%	<div><div></div></div>	12	1,334	557
Overvotes	0			0	0	0
Undervotes	98			1	65	32
Contest Totals	2,001			13	1,399	589

Proposition B – City of Celina

Vote For 1

	TOTAL	VOTE %		Ballots By Mail	Early Voting	Election Day
For	1,537	80.34%	<div><div></div></div>	10	1,059	468
Against	376	19.66%	<div><div></div></div>	2	282	92
Total Votes Cast	1,913	100.00%	<div><div></div></div>	12	1,341	560
Overvotes	0			0	0	0
Undervotes	88			1	58	29
Contest Totals	2,001			13	1,399	589

Proposition C – City of Celina

Vote For 1

	TOTAL	VOTE %		Ballots By Mail	Early Voting	Election Day
For	1,265	68.19%	<div><div></div></div>	6	904	355
Against	590	31.81%	<div><div></div></div>	6	390	194
Total Votes Cast	1,855	100.00%	<div><div></div></div>	12	1,294	549
Overvotes	0			0	0	0
Undervotes	146			1	105	40
Contest Totals	2,001			13	1,399	589

Proposition D – City of Celina

Vote For 1




	TOTAL	VOTE %		Ballots By Mail	Early Voting	Election Day
For	1,077	60.27%	<div><div></div></div>	4	751	322
Against	710	39.73%	<div><div></div></div>	7	495	208
Total Votes Cast	1,787	100.00%	<div><div></div></div>	11	1,246	530
Overvotes	0			0	0	0
Undervotes	214			2	153	59
Contest Totals	2,001			13	1,399	589

Summary Results Report
Joint General and Special Election
May 3, 2025

FINAL RESULTS
All Races
Collin County




Proposition E – City of Celina

Vote For 1

	TOTAL	VOTE %		Ballots By Mail	Early Voting	Election Day
For	1,430	81.85%		8	1,007	415
Against	317	18.15%		3	226	88
Total Votes Cast	1,747	100.00%		11	1,233	503
Overvotes	0			0	0	0
Undervotes	254			2	166	86
Contest Totals	2,001			13	1,399	589




Proposition F – City of Celina

Vote For 1

	TOTAL	VOTE %		Ballots By Mail	Early Voting	Election Day
For	1,551	83.25%		10	1,074	467
Against	312	16.75%		2	234	76
Total Votes Cast	1,863	100.00%		12	1,308	543
Overvotes	0			0	0	0
Undervotes	138			1	91	46
Contest Totals	2,001			13	1,399	589




Proposition G – City of Celina

Vote For 1

	TOTAL	VOTE %		Ballots By Mail	Early Voting	Election Day
For	1,783	95.55%		12	1,243	528
Against	83	4.45%		1	62	20
Total Votes Cast	1,866	100.00%		13	1,305	548
Overvotes	0			0	0	0
Undervotes	135			0	94	41
Contest Totals	2,001			13	1,399	589

Proposition H – City of Celina

Vote For 1

	TOTAL	VOTE %		Ballots By Mail	Early Voting	Election Day
For	1,647	90.84%		11	1,149	487
Against	166	9.16%		1	120	45
Total Votes Cast	1,813	100.00%		12	1,269	532
Overvotes	0			0	0	0
Undervotes	188			1	130	57
Contest Totals	2,001			13	1,399	589

Summary Results Report
Joint General and Special Election
May 3, 2025

FINAL RESULTS
All Races
Collin County

Proposition I – City of Celina

Vote For 1

	TOTAL	VOTE %		Ballots By Mail	Early Voting	Election Day
For	1,654	91.63%	<div><div></div></div>	9	1,176	469
Against	151	8.37%	<div><div></div></div>	3	98	50
Total Votes Cast	1,805	100.00%	<div><div></div></div>	12	1,274	519
Overvotes	0			0	0	0
Undervotes	196			1	125	70
Contest Totals	2,001			13	1,399	589

Proposition J – City of Celina

Vote For 1

	TOTAL	VOTE %		Ballots By Mail	Early Voting	Election Day
For	1,742	94.62%	<div><div></div></div>	12	1,217	513
Against	99	5.38%	<div><div></div></div>	0	75	24
Total Votes Cast	1,841	100.00%	<div><div></div></div>	12	1,292	537
Overvotes	0			0	0	0
Undervotes	160			1	107	52
Contest Totals	2,001			13	1,399	589

Member of Council, Place 12 – City of Dallas

Vote For 1

	TOTAL	VOTE %		Ballots By Mail	Early Voting	Election Day
Cara Mendelsohn	2,258	65.15%	<div><div></div></div>	173	1,581	504
Marc Rossouw	1,029	29.69%	<div><div></div></div>	25	601	403
Jose Cavazos	179	5.16%	<div><div></div></div>	1	68	110
Total Votes Cast	3,466	100.00%	<div><div></div></div>	199	2,250	1,017
Overvotes	0			0	0	0
Undervotes	35			2	19	14
Contest Totals	3,501			201	2,269	1,031

City Council, Place 2 – City of Frisco

Vote For 1

	TOTAL	VOTE %		Ballots By Mail	Early Voting	Election Day
Burt Thakur	3,583	37.32%	<div><div></div></div>	19	2,346	1,218
Sai Krishnarajanagar	2,292	23.88%	<div><div></div></div>	4	1,460	828
Tammy Meinershagen	3,725	38.80%	<div><div></div></div>	42	2,456	1,227
Total Votes Cast	9,600	100.00%	<div><div></div></div>	65	6,262	3,273
Overvotes	0			0	0	0
Undervotes	670			6	386	278
Contest Totals	10,270			71	6,648	3,551

Summary Results Report
Joint General and Special Election
May 3, 2025

FINAL RESULTS
All Races
Collin County

City Council, Place 4 – City of Frisco

Vote For 1

	TOTAL	VOTE %		Ballots By Mail	Early Voting	Election Day
Josh Meek	1,522	15.39%	<div><div></div></div>	20	1,000	502
Jared Elad	3,106	31.41%	<div><div></div></div>	12	2,126	968
Jerry Spencer	573	5.79%	<div><div></div></div>	9	354	210
Gopal Ponangi	2,977	30.10%	<div><div></div></div>	10	1,911	1,056
Sangita Datta	1,711	17.30%	<div><div></div></div>	15	1,033	663
Total Votes Cast	9,889	100.00%	<div><div></div></div>	66	6,424	3,399
Overvotes	0			0	0	0
Undervotes	381			5	224	152
Contest Totals	10,270			71	6,648	3,551

Proposition A – City of Frisco

Vote For 1

	TOTAL	VOTE %		Ballots By Mail	Early Voting	Election Day
For	3,992	40.01%	<div><div></div></div>	37	2,564	1,391
Against	5,986	59.99%	<div><div></div></div>	34	3,899	2,053
Total Votes Cast	9,978	100.00%	<div><div></div></div>	71	6,463	3,444
Overvotes	0			0	0	0
Undervotes	292			0	185	107
Contest Totals	10,270			71	6,648	3,551

Proposition B – City of Frisco

Vote For 1

	TOTAL	VOTE %		Ballots By Mail	Early Voting	Election Day
For	3,457	34.66%	<div><div></div></div>	32	2,225	1,200
Against	6,516	65.34%	<div><div></div></div>	39	4,233	2,244
Total Votes Cast	9,973	100.00%	<div><div></div></div>	71	6,458	3,444
Overvotes	0			0	0	0
Undervotes	297			0	190	107
Contest Totals	10,270			71	6,648	3,551

Proposition C – City of Frisco

Vote For 1

	TOTAL	VOTE %		Ballots By Mail	Early Voting	Election Day
For	7,256	74.13%	<div><div></div></div>	58	4,677	2,521
Against	2,532	25.87%	<div><div></div></div>	9	1,665	858
Total Votes Cast	9,788	100.00%	<div><div></div></div>	67	6,342	3,379
Overvotes	0			0	0	0
Undervotes	482			4	306	172
Contest Totals	10,270			71	6,648	3,551

Collin County Seal
Watermark Seal for Collin County.
Collin County Government

Summary Results Report
Joint General and Special Election
May 3, 2025

FINAL RESULTS
All Races
Collin County

Proposition D – City of Frisco

Vote For 1

	TOTAL	VOTE %		Ballots By Mail	Early Voting	Election Day
For	3,300	34.14%	<div><div></div></div>	40	2,169	1,091
Against	6,367	65.86%	<div><div></div></div>	28	4,112	2,227
Total Votes Cast	9,667	100.00%	<div><div></div></div>	68	6,281	3,318
Overvotes	0			0	0	0
Undervotes	603			3	367	233
Contest Totals	10,270			71	6,648	3,551

Proposition E – City of Frisco

Vote For 1

	TOTAL	VOTE %		Ballots By Mail	Early Voting	Election Day
For	5,045	52.82%	<div><div></div></div>	54	3,310	1,681
Against	4,507	47.18%	<div><div></div></div>	14	2,906	1,587
Total Votes Cast	9,552	100.00%	<div><div></div></div>	68	6,216	3,268
Overvotes	0			0	0	0
Undervotes	718			3	432	283
Contest Totals	10,270			71	6,648	3,551

Proposition F – City of Frisco

Vote For 1

	TOTAL	VOTE %		Ballots By Mail	Early Voting	Election Day
For	4,864	51.08%	<div><div></div></div>	34	3,222	1,608
Against	4,659	48.92%	<div><div></div></div>	33	2,974	1,652
Total Votes Cast	9,523	100.00%	<div><div></div></div>	67	6,196	3,260
Overvotes	0			0	0	0
Undervotes	747			4	452	291
Contest Totals	10,270			71	6,648	3,551

Proposition G – City of Frisco

Vote For 1

	TOTAL	VOTE %		Ballots By Mail	Early Voting	Election Day
For	6,475	69.16%	<div><div></div></div>	58	4,282	2,135
Against	2,887	30.84%	<div><div></div></div>	9	1,812	1,066
Total Votes Cast	9,362	100.00%	<div><div></div></div>	67	6,094	3,201
Overvotes	0			0	0	0
Undervotes	908			4	554	350
Contest Totals	10,270			71	6,648	3,551

Summary Results Report
Joint General and Special Election
May 3, 2025

FINAL RESULTS
All Races
Collin County

Proposition H – City of Frisco

Vote For 1

	TOTAL	VOTE %		Ballots By Mail	Early Voting	Election Day
For	6,588	71.09%	<div><div></div></div>	57	4,326	2,205
Against	2,679	28.91%	<div><div></div></div>	10	1,710	959
Total Votes Cast	9,267	100.00%	<div><div></div></div>	67	6,036	3,164
Overvotes	0			0	0	0
Undervotes	1,003			4	612	387
Contest Totals	10,270			71	6,648	3,551

Proposition I – City of Frisco

Vote For 1

	TOTAL	VOTE %		Ballots By Mail	Early Voting	Election Day
For	4,568	50.46%	<div><div></div></div>	39	3,039	1,490
Against	4,485	49.54%	<div><div></div></div>	26	2,877	1,582
Total Votes Cast	9,053	100.00%	<div><div></div></div>	65	5,916	3,072
Overvotes	0			0	0	0
Undervotes	1,217			6	732	479
Contest Totals	10,270			71	6,648	3,551

Proposition J – City of Frisco

Vote For 1

	TOTAL	VOTE %		Ballots By Mail	Early Voting	Election Day
For	4,518	49.06%	<div><div></div></div>	36	2,988	1,494
Against	4,692	50.94%	<div><div></div></div>	31	3,024	1,637
Total Votes Cast	9,210	100.00%	<div><div></div></div>	67	6,012	3,131
Overvotes	0			0	0	0
Undervotes	1,060			4	636	420
Contest Totals	10,270			71	6,648	3,551

Proposition K – City of Frisco

Vote For 1

	TOTAL	VOTE %		Ballots By Mail	Early Voting	Election Day
For	6,220	68.00%	<div><div></div></div>	54	4,059	2,107
Against	2,927	32.00%	<div><div></div></div>	12	1,897	1,018
Total Votes Cast	9,147	100.00%	<div><div></div></div>	66	5,956	3,125
Overvotes	0			0	0	0
Undervotes	1,123			5	692	426
Contest Totals	10,270			71	6,648	3,551

Summary Results Report
Joint General and Special Election
May 3, 2025

FINAL RESULTS
All Races
Collin County

Proposition L - City of Frisco

Vote For 1

	TOTAL	VOTE %		Ballots By Mail	Early Voting	Election Day
For	5,385	57.72%	<div><div></div></div>	40	3,565	1,780
Against	3,944	42.28%	<div><div></div></div>	26	2,507	1,411
Total Votes Cast	9,329	100.00%	<div><div></div></div>	66	6,072	3,191
Overvotes	0			0	0	0
Undervotes	941			5	576	360
Contest Totals	10,270			71	6,648	3,551

Proposition M – City of Frisco

Vote For 1

	TOTAL	VOTE %		Ballots By Mail	Early Voting	Election Day
For	7,125	76.24%	<div><div></div></div>	56	4,637	2,432
Against	2,220	23.76%	<div><div></div></div>	11	1,437	772
Total Votes Cast	9,345	100.00%	<div><div></div></div>	67	6,074	3,204
Overvotes	0			0	0	0
Undervotes	925			4	574	347
Contest Totals	10,270			71	6,648	3,551

Proposition N – City of Frisco

Vote For 1

	TOTAL	VOTE %		Ballots By Mail	Early Voting	Election Day
For	6,647	71.96%	<div><div></div></div>	59	4,346	2,242
Against	2,590	28.04%	<div><div></div></div>	8	1,665	917
Total Votes Cast	9,237	100.00%	<div><div></div></div>	67	6,011	3,159
Overvotes	0			0	0	0
Undervotes	1,033			4	637	392
Contest Totals	10,270			71	6,648	3,551

Mayor – City of Garland

Vote For 1




	TOTAL	VOTE %		Ballots By Mail	Early Voting	Election Day
Roel G. Garcia	1	4.76%	<div><div></div></div>	0	1	0
P C Mathew	5	23.81%	<div><div></div></div>	0	0	5
Dylan Hedrick	8	38.10%	<div><div></div></div>	0	6	2
Shibu Samuel	0	0.00%	<div><div></div></div>	0	0	0
Koni Ramos-Kaiwi	2	9.52%	<div><div></div></div>	0	0	2
Deborah S. Morris	5	23.81%	<div><div></div></div>	0	5	0
Total Votes Cast	21	100.00%	<div><div></div></div>	0	12	9
Overvotes	0			0	0	0
Undervotes	1			0	1	0
Contest Totals	22			0	13	9

Summary Results Report
Joint General and Special Election
May 3, 2025

FINAL RESULTS
All Races
Collin County




Proposition A – City of Garland

Vote For 1

	TOTAL	VOTE %		Ballots By Mail	Early Voting	Election Day
For	21	95.45%		0	12	9
Against	1	4.55%		0	1	0
Total Votes Cast	22	100.00%		0	13	9
Overvotes	0			0	0	0
Undervotes	0			0	0	0
Contest Totals	22			0	13	9




Proposition B – City of Garland

Vote For 1

	TOTAL	VOTE %		Ballots By Mail	Early Voting	Election Day
For	19	86.36%		0	10	9
Against	3	13.64%		0	3	0
Total Votes Cast	22	100.00%		0	13	9
Overvotes	0			0	0	0
Undervotes	0			0	0	0
Contest Totals	22			0	13	9




Proposition C – City of Garland

Vote For 1

	TOTAL	VOTE %		Ballots By Mail	Early Voting	Election Day
For	16	76.19%		0	7	9
Against	5	23.81%		0	5	0
Total Votes Cast	21	100.00%		0	12	9
Overvotes	0			0	0	0
Undervotes	1			0	1	0
Contest Totals	22			0	13	9

Proposition D – City of Garland

Vote For 1

	TOTAL	VOTE %		Ballots By Mail	Early Voting	Election Day
For	17	77.27%		0	8	9
Against	5	22.73%		0	5	0
Total Votes Cast	22	100.00%		0	13	9
Overvotes	0			0	0	0
Undervotes	0			0	0	0
Contest Totals	22			0	13	9

Summary Results Report
Joint General and Special Election
May 3, 2025

FINAL RESULTS
All Races
Collin County

Proposition A – City of Lavon

Vote For 1

	TOTAL	VOTE %		Ballots By Mail	Early Voting	Election Day
For	187	77.92%	<div><div></div></div>	0	91	96
Against	53	22.08%	<div><div></div></div>	0	24	29
Total Votes Cast	240	100.00%	<div><div></div></div>	0	115	125
Overvotes	0			0	0	0
Undervotes	4			0	3	1
Contest Totals	244			0	118	126

Mayor – City of McKinney

Vote For 1

	TOTAL	VOTE %		Ballots By Mail	Early Voting	Election Day
Matt “Doc” Rostami	1,109	5.79%	<div><div></div></div>	19	693	397
Taylor Willingham	1,268	6.62%	<div><div></div></div>	23	824	421
Bill Cox	8,957	46.78%	<div><div></div></div>	122	6,132	2,703
Scott Sanford	7,813	40.81%	<div><div></div></div>	144	5,288	2,381
Total Votes Cast	19,147	100.00%	<div><div></div></div>	308	12,937	5,902
Overvotes	0			0	0	0
Undervotes	203			2	131	70
Contest Totals	19,350			310	13,068	5,972

Council Member, At-Large No. 1 – City of McKinney

Vote For 1

	TOTAL	VOTE %		Ballots By Mail	Early Voting	Election Day
Brian J. Magnuson	3,257	19.00%	<div><div></div></div>	39	2,253	965
Derrick Tarver	3,072	17.92%	<div><div></div></div>	31	1,947	1,094
Ernest Lynch	5,027	29.33%	<div><div></div></div>	94	3,617	1,316
Taha Ansari	2,361	13.78%	<div><div></div></div>	43	1,493	825
Jim Garrison	3,422	19.97%	<div><div></div></div>	78	2,342	1,002
Total Votes Cast	17,139	100.00%	<div><div></div></div>	285	11,652	5,202
Overvotes	2			2	0	0
Undervotes	2,209			23	1,416	770
Contest Totals	19,350			310	13,068	5,972

Council Member, District No. 1, McKinney – City of McKinney

Vote For 1

	TOTAL	VOTE %		Ballots By Mail	Early Voting	Election Day
Justin Beller	1,708	100.00%	<div><div></div></div>	42	1,109	557
Total Votes Cast	1,708	100.00%	<div><div></div></div>	42	1,109	557
Overvotes	0			0	0	0
Undervotes	1,008			10	624	374
Contest Totals	2,716			52	1,733	931

Summary Results Report
Joint General and Special Election
May 3, 2025

FINAL RESULTS
All Races
Collin County

Council Member, District No. 3, McKinney – City of McKinney

Vote For 1

	TOTAL	VOTE %		Ballots By Mail	Early Voting	Election Day
Gere Feltus	3,861	53.51%	<div><div></div></div>	60	2,722	1,079
Tammy Warren	3,354	46.49%	<div><div></div></div>	52	2,295	1,007
Total Votes Cast	7,215	100.00%	<div><div></div></div>	112	5,017	2,086
Overvotes	0			0	0	0
Undervotes	393			7	255	131
Contest Totals	7,608			119	5,272	2,217

Mayor – City of Melissa

Vote For 1

	TOTAL	VOTE %		Ballots By Mail	Early Voting	Election Day
Rajae Kennedy	230	12.55%	<div><div></div></div>	0	139	91
Jay Northcut	1,602	87.45%	<div><div></div></div>	3	1,022	577
Total Votes Cast	1,832	100.00%	<div><div></div></div>	3	1,161	668
Overvotes	0			0	0	0
Undervotes	108			3	66	39
Contest Totals	1,940			6	1,227	707

Council Member, Place 1 – City of Murphy

Vote For 1

	TOTAL	VOTE %		Ballots By Mail	Early Voting	Election Day
Elizabeth Abraham	2,069	68.62%	<div><div></div></div>	4	1,300	765
Nadeem A. Khan	946	31.38%	<div><div></div></div>	3	556	387
Total Votes Cast	3,015	100.00%	<div><div></div></div>	7	1,856	1,152
Overvotes	0			0	0	0
Undervotes	41			0	27	14
Contest Totals	3,056			7	1,883	1,166

Council Member, Place 2 – City of Murphy

Vote For 1

	TOTAL	VOTE %		Ballots By Mail	Early Voting	Election Day
W. Scott Smith	1,876	100.00%	<div><div></div></div>	4	1,167	705
Total Votes Cast	1,876	100.00%	<div><div></div></div>	4	1,167	705
Overvotes	0			0	0	0
Undervotes	1,180			3	716	461
Contest Totals	3,056			7	1,883	1,166

Council Member, Place 4 – City of Murphy

Vote For 1

	TOTAL	VOTE %		Ballots By Mail	Early Voting	Election Day
Ken Oltmann	1,941	76.42%	<div><div></div></div>	5	1,245	691
Chris Stout	599	23.58%	<div><div></div></div>	2	346	251
Total Votes Cast	2,540	100.00%	<div><div></div></div>	7	1,591	942
Overvotes	0			0	0	0
Undervotes	516			0	292	224
Contest Totals	3,056			7	1,883	1,166

Summary Results Report
Joint General and Special Election
May 3, 2025

FINAL RESULTS
All Races
Collin County

Council Member, Place 6 – City of Murphy

Vote For 1

	TOTAL	VOTE %		Ballots By Mail	Early Voting	Election Day
Qasim Rasul	636	21.38%	<div><div></div></div>	2	339	295
Jene Butler	2,339	78.62%	<div><div></div></div>	5	1,497	837
Total Votes Cast	2,975	100.00%	<div><div></div></div>	7	1,836	1,132
Overvotes	0			0	0	0
Undervotes	81			0	47	34
Contest Totals	3,056			7	1,883	1,166

Councilmember At-Large – City of Parker

Vote For 3

	TOTAL	VOTE %		Ballots By Mail	Early Voting	Election Day
Colleen Halbert	375	18.83%	<div><div></div></div>	5	227	143
Darrel Sharpe	401	20.14%	<div><div></div></div>	4	247	150
Joe Cordina	239	12.00%	<div><div></div></div>	0	132	107
Amanda Noe	330	16.57%	<div><div></div></div>	1	194	135
Todd Fecht	240	12.05%	<div><div></div></div>	0	124	116
Roxanne Bogdan	406	20.39%	<div><div></div></div>	3	245	158
Total Votes Cast	1,991	100.00%	<div><div></div></div>	13	1,169	809
Overvotes	0			0	0	0
Undervotes	208			2	97	109
Contest Totals	2,199			15	1,266	918

Councilmember, Place No. 2, District No. 2 – City of Plano

Vote For 1

	TOTAL	VOTE %		Ballots By Mail	Early Voting	Election Day
Bob Kehr	10,755	55.68%	<div><div></div></div>	135	6,918	3,702
Carson K. Underwood	4,045	20.94%	<div><div></div></div>	72	2,880	1,093
Douglas Reeves	4,514	23.37%	<div><div></div></div>	51	3,099	1,364
Total Votes Cast	19,314	100.00%	<div><div></div></div>	258	12,897	6,159
Overvotes	0			0	0	0
Undervotes	1,279			19	741	519
Contest Totals	20,593			277	13,638	6,678

Councilmember, Place No. 4, District No. 4 – City of Plano

Vote For 1

	TOTAL	VOTE %		Ballots By Mail	Early Voting	Election Day
Cody Weaver	8,651	45.05%	<div><div></div></div>	121	6,125	2,405
Christene "Chris" Krupa Downs	10,553	54.95%	<div><div></div></div>	137	6,696	3,720
Total Votes Cast	19,204	100.00%	<div><div></div></div>	258	12,821	6,125
Overvotes	0			0	0	0
Undervotes	1,389			19	817	553
Contest Totals	20,593			277	13,638	6,678

Summary Results Report
Joint General and Special Election
May 3, 2025

FINAL RESULTS
All Races
Collin County

Councilmember, Place No. 6, Mayor – City of Plano

Vote For 1

	TOTAL	VOTE %		Ballots By Mail	Early Voting	Election Day
John Muns	14,611	100.00%	<div><div></div></div>	192	9,678	4,741
Total Votes Cast	14,611	100.00%	<div><div></div></div>	192	9,678	4,741
Overvotes	0			0	0	0
Undervotes	5,982			85	3,960	1,937
Contest Totals	20,593			277	13,638	6,678

Councilmember, Place No. 8 – City of Plano

Vote For 1

	TOTAL	VOTE %		Ballots By Mail	Early Voting	Election Day
Vidal Quintanilla	10,183	53.90%	<div><div></div></div>	108	6,364	3,711
Hayden Padgett	8,711	46.10%	<div><div></div></div>	147	6,262	2,302
Total Votes Cast	18,894	100.00%	<div><div></div></div>	255	12,626	6,013
Overvotes	0			0	0	0
Undervotes	1,699			22	1,012	665
Contest Totals	20,593			277	13,638	6,678

Councilmember, Place No. 5, Unexpired Term – City of Plano

Vote For 1

	TOTAL	VOTE %		Ballots By Mail	Early Voting	Election Day
Gary Cary	8,015	42.32%	<div><div></div></div>	114	5,734	2,167
Steve Lavine	10,925	57.68%	<div><div></div></div>	141	6,934	3,850
Total Votes Cast	18,940	100.00%	<div><div></div></div>	255	12,668	6,017
Overvotes	0			0	0	0
Undervotes	1,653			22	970	661
Contest Totals	20,593			277	13,638	6,678

Proposition A – City of Plano

Vote For 1

	TOTAL	VOTE %		Ballots By Mail	Early Voting	Election Day
For	14,352	71.99%	<div><div></div></div>	218	9,603	4,531
Against	5,583	28.01%	<div><div></div></div>	54	3,666	1,863
Total Votes Cast	19,935	100.00%	<div><div></div></div>	272	13,269	6,394
Overvotes	0			0	0	0
Undervotes	658			5	369	284
Contest Totals	20,593			277	13,638	6,678

Proposition B – City of Plano

Vote For 1




	TOTAL	VOTE %		Ballots By Mail	Early Voting	Election Day
For	11,894	59.78%	<div><div></div></div>	220	8,180	3,494
Against	8,002	40.22%	<div><div></div></div>	49	5,063	2,890
Total Votes Cast	19,896	100.00%	<div><div></div></div>	269	13,243	6,384
Overvotes	0			0	0	0
Undervotes	697			8	395	294
Contest Totals	20,593			277	13,638	6,678

Summary Results Report
Joint General and Special Election
May 3, 2025

FINAL RESULTS
All Races
Collin County




Proposition C – City of Plano

Vote For 1

	TOTAL	VOTE %		Ballots By Mail	Early Voting	Election Day
For	12,134	61.62%		213	8,299	3,622
Against	7,558	38.38%		56	4,813	2,689
Total Votes Cast	19,692	100.00%		269	13,112	6,311
Overvotes	0			0	0	0
Undervotes	901			8	526	367
Contest Totals	20,593			277	13,638	6,678




Proposition D – City of Plano

Vote For 1

	TOTAL	VOTE %		Ballots By Mail	Early Voting	Election Day
For	12,761	65.31%		195	8,515	4,051
Against	6,777	34.69%		72	4,489	2,216
Total Votes Cast	19,538	100.00%		267	13,004	6,267
Overvotes	0			0	0	0
Undervotes	1,055			10	634	411
Contest Totals	20,593			277	13,638	6,678




Proposition E – City of Plano

Vote For 1

	TOTAL	VOTE %		Ballots By Mail	Early Voting	Election Day
For	10,720	55.71%		177	7,348	3,195
Against	8,521	44.29%		91	5,507	2,923
Total Votes Cast	19,241	100.00%		268	12,855	6,118
Overvotes	0			0	0	0
Undervotes	1,352			9	783	560
Contest Totals	20,593			277	13,638	6,678

Proposition F – City of Plano

Vote For 1

	TOTAL	VOTE %		Ballots By Mail	Early Voting	Election Day
For	13,068	66.66%		180	8,562	4,326
Against	6,537	33.34%		90	4,474	1,973
Total Votes Cast	19,605	100.00%		270	13,036	6,299
Overvotes	0			0	0	0
Undervotes	988			7	602	379
Contest Totals	20,593			277	13,638	6,678

Summary Results Report
Joint General and Special Election
May 3, 2025

FINAL RESULTS
All Races
Collin County

Proposition G – City of Plano

Vote For 1

	TOTAL	VOTE %		Ballots By Mail	Early Voting	Election Day
For	14,060	71.68%	<div><div></div></div>	188	9,194	4,678
Against	5,554	28.32%	<div><div></div></div>	77	3,850	1,627
Total Votes Cast	19,614	100.00%	<div><div></div></div>	265	13,044	6,305
Overvotes	0			0	0	0
Undervotes	979			12	594	373
Contest Totals	20,593			277	13,638	6,678

Council Member, Place 1 – City of Richardson

Vote For 1

	TOTAL	VOTE %		Ballots By Mail	Early Voting	Election Day
Curtis Dorian	1,876	100.00%	<div><div></div></div>	9	1,113	754
Total Votes Cast	1,876	100.00%	<div><div></div></div>	9	1,113	754
Overvotes	0			0	0	0
Undervotes	1,555			10	836	709
Contest Totals	3,431			19	1,949	1,463

Council Member, Place 2 – City of Richardson

Vote For 1

	TOTAL	VOTE %		Ballots By Mail	Early Voting	Election Day
Jennifer Justice	1,997	100.00%	<div><div></div></div>	11	1,205	781
Total Votes Cast	1,997	100.00%	<div><div></div></div>	11	1,205	781
Overvotes	0			0	0	0
Undervotes	1,434			8	744	682
Contest Totals	3,431			19	1,949	1,463

Council Member, Place 3 – City of Richardson

Vote For 1

	TOTAL	VOTE %		Ballots By Mail	Early Voting	Election Day
Dan Barrios	1,927	100.00%	<div><div></div></div>	9	1,141	777
Total Votes Cast	1,927	100.00%	<div><div></div></div>	9	1,141	777
Overvotes	0			0	0	0
Undervotes	1,504			10	808	686
Contest Totals	3,431			19	1,949	1,463

Council Member, Place 4 – City of Richardson

Vote For 1

	TOTAL	VOTE %		Ballots By Mail	Early Voting	Election Day
Joe Corcoran	1,931	100.00%	<div><div></div></div>	9	1,155	767
Total Votes Cast	1,931	100.00%	<div><div></div></div>	9	1,155	767
Overvotes	0			0	0	0
Undervotes	1,500			10	794	696
Contest Totals	3,431			19	1,949	1,463

Summary Results Report
Joint General and Special Election
May 3, 2025

FINAL RESULTS
All Races
Collin County

Council Member, Place 5 – City of Richardson

Vote For 1

	TOTAL	VOTE %		Ballots By Mail	Early Voting	Election Day
Ken Hutchenrider	1,860	100.00%	<div><div></div></div>	7	1,127	726
Total Votes Cast	1,860	100.00%	<div><div></div></div>	7	1,127	726
Overvotes	0			0	0	0
Undervotes	1,571			12	822	737
Contest Totals	3,431			19	1,949	1,463

Council Member, Place 6 – City of Richardson

Vote For 1

	TOTAL	VOTE %		Ballots By Mail	Early Voting	Election Day
Arefin Shamsul	1,870	61.96%	<div><div></div></div>	10	1,039	821
Lisa Marie Kupfer	1,148	38.04%	<div><div></div></div>	8	684	456
Total Votes Cast	3,018	100.00%	<div><div></div></div>	18	1,723	1,277
Overvotes	0			0	0	0
Undervotes	413			1	226	186
Contest Totals	3,431			19	1,949	1,463

Mayor, Place 7 – City of Richardson

Vote For 1

	TOTAL	VOTE %		Ballots By Mail	Early Voting	Election Day
Alan C. North	133	3.89%	<div><div></div></div>	1	63	69
Amir Omar	1,835	53.70%	<div><div></div></div>	7	994	834
Bob Dubey	1,449	42.41%	<div><div></div></div>	11	886	552
Total Votes Cast	3,417	100.00%	<div><div></div></div>	19	1,943	1,455
Overvotes	0			0	0	0
Undervotes	14			0	6	8
Contest Totals	3,431			19	1,949	1,463

Mayor – City of Sachse

Vote For 1

	TOTAL	VOTE %		Ballots By Mail	Early Voting	Election Day
Jeff Bickerstaff	514	65.73%	<div><div></div></div>	1	336	177
Matthew D. Holboke	268	34.27%	<div><div></div></div>	2	155	111
Total Votes Cast	782	100.00%	<div><div></div></div>	3	491	288
Overvotes	0			0	0	0
Undervotes	96			1	54	41
Contest Totals	878			4	545	329

Summary Results Report
Joint General and Special Election
May 3, 2025

FINAL RESULTS
All Races
Collin County

Council Member, Place 5 – City of Sachse

Vote For 1

	TOTAL	VOTE %		Ballots By Mail	Early Voting	Election Day
Lindsay Buhler	539	63.56%	<div><div></div></div>	1	354	184
Rafay Sheikh	309	36.44%	<div><div></div></div>	2	179	128
Total Votes Cast	848	100.00%	<div><div></div></div>	3	533	312
Overvotes	0			0	0	0
Undervotes	30			1	12	17
Contest Totals	878			4	545	329

Council Member, Place 6 – City of Sachse

Vote For 1

	TOTAL	VOTE %		Ballots By Mail	Early Voting	Election Day
Matt Prestenberg	508	59.91%	<div><div></div></div>	1	340	167
Gurvinder Singh	340	40.09%	<div><div></div></div>	2	190	148
Total Votes Cast	848	100.00%	<div><div></div></div>	3	530	315
Overvotes	0			0	0	0
Undervotes	30			1	15	14
Contest Totals	878			4	545	329

Proposition A – City of Sachse

Vote For 1

	TOTAL	VOTE %		Ballots By Mail	Early Voting	Election Day
For	622	79.95%	<div><div></div></div>	2	394	226
Against	156	20.05%	<div><div></div></div>	2	97	57
Total Votes Cast	778	100.00%	<div><div></div></div>	4	491	283
Overvotes	0			0	0	0
Undervotes	100			0	54	46
Contest Totals	878			4	545	329

City Council, Place 1 – Town of St. Paul

Vote For 1

	TOTAL	VOTE %		Ballots By Mail	Early Voting	Election Day
Larry Nail	57	57.58%	<div><div></div></div>	1	48	8
Jason Sobotka	42	42.42%	<div><div></div></div>	0	26	16
Total Votes Cast	99	100.00%	<div><div></div></div>	1	74	24
Overvotes	0			0	0	0
Undervotes	3			0	2	1
Contest Totals	102			1	76	25

Summary Results Report
Joint General and Special Election
May 3, 2025

FINAL RESULTS
All Races
Collin County

City Council, Place 2 – Town of St. Paul

Vote For 1

	TOTAL	VOTE %		Ballots By Mail	Early Voting	Election Day
David S. Dryden	86	86.00%	<div><div></div></div>	1	66	19
David Thomas Gensler	14	14.00%	<div><div></div></div>	0	8	6
Total Votes Cast	100	100.00%	<div><div></div></div>	1	74	25
Overvotes	0			0	0	0
Undervotes	2			0	2	0
Contest Totals	102			1	76	25

City Council, Place 4 – Town of St. Paul

Vote For 1

	TOTAL	VOTE %		Ballots By Mail	Early Voting	Election Day
JT Trevino	71	100.00%	<div><div></div></div>	0	55	16
Total Votes Cast	71	100.00%	<div><div></div></div>	0	55	16
Overvotes	0			0	0	0
Undervotes	31			1	21	9
Contest Totals	102			1	76	25

Proposition A – Town of Weston

Vote For 1

	TOTAL	VOTE %		Ballots By Mail	Early Voting	Election Day
For	34	77.27%	<div><div></div></div>	0	18	16
Against	10	22.73%	<div><div></div></div>	0	3	7
Total Votes Cast	44	100.00%	<div><div></div></div>	0	21	23
Overvotes	0			0	0	0
Undervotes	1			0	1	0
Contest Totals	45			0	22	23

Council Member, Place 1 – City of Wylie

Vote For 1

	TOTAL	VOTE %		Ballots By Mail	Early Voting	Election Day
David R. Duke	1,425	100.00%	<div><div></div></div>	11	938	476
Total Votes Cast	1,425	100.00%	<div><div></div></div>	11	938	476
Overvotes	0			0	0	0
Undervotes	1,064			6	618	440
Contest Totals	2,489			17	1,556	916

Council Member, Place 3 – City of Wylie

Vote For 1




	TOTAL	VOTE %		Ballots By Mail	Early Voting	Election Day
Hamza Fraz	895	36.86%	<div><div></div></div>	5	480	410
Todd J. Pickens	1,533	63.14%	<div><div></div></div>	11	1,038	484
Total Votes Cast	2,428	100.00%	<div><div></div></div>	16	1,518	894
Overvotes	0			0	0	0
Undervotes	61			1	38	22
Contest Totals	2,489			17	1,556	916

Summary Results Report
Joint General and Special Election
May 3, 2025

FINAL RESULTS
All Races
Collin County




Proposition A – City of Wylie

Vote For 1

	TOTAL	VOTE %		Ballots By Mail	Early Voting	Election Day
FOR THE MEASURE	953	42.51%		10	618	325
AGAINST THE MEASURE	1,289	57.49%		7	788	494
Total Votes Cast	2,242	100.00%		17	1,406	819
Overvotes	0			0	0	0
Undervotes	247			0	150	97
Contest Totals	2,489			17	1,556	916




Proposition B – City of Wylie

Vote For 1

	TOTAL	VOTE %		Ballots By Mail	Early Voting	Election Day
FOR THE MEASURE	1,698	78.61%		10	1,062	626
AGAINST THE MEASURE	462	21.39%		5	279	178
Total Votes Cast	2,160	100.00%		15	1,341	804
Overvotes	0			0	0	0
Undervotes	329			2	215	112
Contest Totals	2,489			17	1,556	916




Proposition C – City of Wylie

Vote For 1

	TOTAL	VOTE %		Ballots By Mail	Early Voting	Election Day
FOR THE MEASURE	1,886	84.27%		15	1,230	641
AGAINST THE MEASURE	352	15.73%		2	169	181
Total Votes Cast	2,238	100.00%		17	1,399	822
Overvotes	0			0	0	0
Undervotes	251			0	157	94
Contest Totals	2,489			17	1,556	916

Proposition D – City of Wylie

Vote For 1




	TOTAL	VOTE %		Ballots By Mail	Early Voting	Election Day
FOR THE MEASURE	1,950	89.20%		16	1,229	705
AGAINST THE MEASURE	236	10.80%		1	134	101
Total Votes Cast	2,186	100.00%		17	1,363	806
Overvotes	0			0	0	0
Undervotes	303			0	193	110
Contest Totals	2,489			17	1,556	916

Summary Results Report
Joint General and Special Election
May 3, 2025

FINAL RESULTS
All Races
Collin County




Proposition E – City of Wylie

Vote For 1

	TOTAL	VOTE %		Ballots By Mail	Early Voting	Election Day
FOR THE MEASURE	1,121	51.97%		8	750	363
AGAINST THE MEASURE	1,036	48.03%		9	594	433
Total Votes Cast	2,157	100.00%		17	1,344	796
Overvotes	0			0	0	0
Undervotes	332			0	212	120
Contest Totals	2,489			17	1,556	916




Proposition F – City of Wylie

Vote For 1

	TOTAL	VOTE %		Ballots By Mail	Early Voting	Election Day
FOR THE MEASURE	1,454	66.79%		12	960	482
AGAINST THE MEASURE	723	33.21%		5	394	324
Total Votes Cast	2,177	100.00%		17	1,354	806
Overvotes	0			0	0	0
Undervotes	312			0	202	110
Contest Totals	2,489			17	1,556	916




Proposition G – City of Wylie

Vote For 1

	TOTAL	VOTE %		Ballots By Mail	Early Voting	Election Day
FOR THE MEASURE	790	36.39%		8	527	255
AGAINST THE MEASURE	1,381	63.61%		9	825	547
Total Votes Cast	2,171	100.00%		17	1,352	802
Overvotes	0			0	0	0
Undervotes	318			0	204	114
Contest Totals	2,489			17	1,556	916

Proposition H – City of Wylie

Vote For 1




	TOTAL	VOTE %		Ballots By Mail	Early Voting	Election Day
FOR THE MEASURE	630	29.19%		7	414	209
AGAINST THE MEASURE	1,528	70.81%		10	932	586
Total Votes Cast	2,158	100.00%		17	1,346	795
Overvotes	0			0	0	0
Undervotes	331			0	210	121
Contest Totals	2,489			17	1,556	916

Summary Results Report
Joint General and Special Election
May 3, 2025

FINAL RESULTS
All Races
Collin County




Proposition I – City of Wylie

Vote For 1

	TOTAL	VOTE %		Ballots By Mail	Early Voting	Election Day
FOR THE MEASURE	1,290	62.74%		7	806	477
AGAINST THE MEASURE	766	37.26%		10	464	292
Total Votes Cast	2,056	100.00%		17	1,270	769
Overvotes	0			0	0	0
Undervotes	433			0	286	147
Contest Totals	2,489			17	1,556	916




Proposition J – City of Wylie

Vote For 1

	TOTAL	VOTE %		Ballots By Mail	Early Voting	Election Day
FOR THE MEASURE	1,840	84.17%		12	1,210	618
AGAINST THE MEASURE	346	15.83%		5	160	181
Total Votes Cast	2,186	100.00%		17	1,370	799
Overvotes	0			0	0	0
Undervotes	303			0	186	117
Contest Totals	2,489			17	1,556	916




Proposition K – City of Wylie

Vote For 1

	TOTAL	VOTE %		Ballots By Mail	Early Voting	Election Day
FOR THE MEASURE	1,148	53.82%		9	734	405
AGAINST THE MEASURE	985	46.18%		8	591	386
Total Votes Cast	2,133	100.00%		17	1,325	791
Overvotes	0			0	0	0
Undervotes	356			0	231	125
Contest Totals	2,489			17	1,556	916

Proposition L – City of Wylie

Vote For 1

	TOTAL	VOTE %		Ballots By Mail	Early Voting	Election Day
FOR THE MEASURE	1,883	87.58%		10	1,178	695
AGAINST THE MEASURE	267	12.42%		7	157	103
Total Votes Cast	2,150	100.00%		17	1,335	798
Overvotes	0			0	0	0
Undervotes	339			0	221	118
Contest Totals	2,489			17	1,556	916

Summary Results Report
Joint General and Special Election
May 3, 2025

FINAL RESULTS
All Races
Collin County

Proposition M – City of Wylie

Vote For 1

	TOTAL	VOTE %		Ballots By Mail	Early Voting	Election Day
FOR THE MEASURE	1,125	51.65%	<div><div></div></div>	6	723	396
AGAINST THE MEASURE	1,053	48.35%	<div><div></div></div>	11	642	400
Total Votes Cast	2,178	100.00%	<div><div></div></div>	17	1,365	796
Overvotes	0			0	0	0
Undervotes	311			0	191	120
Contest Totals	2,489			17	1,556	916

Proposition N – City of Wylie

Vote For 1

	TOTAL	VOTE %		Ballots By Mail	Early Voting	Election Day
FOR THE MEASURE	816	40.30%	<div><div></div></div>	6	554	256
AGAINST THE MEASURE	1,209	59.70%	<div><div></div></div>	11	705	493
Total Votes Cast	2,025	100.00%	<div><div></div></div>	17	1,259	749
Overvotes	0			0	0	0
Undervotes	464			0	297	167
Contest Totals	2,489			17	1,556	916

Proposition O – City of Wylie

Vote For 1

	TOTAL	VOTE %		Ballots By Mail	Early Voting	Election Day
FOR THE MEASURE	1,390	67.48%	<div><div></div></div>	9	919	462
AGAINST THE MEASURE	670	32.52%	<div><div></div></div>	8	356	306
Total Votes Cast	2,060	100.00%	<div><div></div></div>	17	1,275	768
Overvotes	0			0	0	0
Undervotes	429			0	281	148
Contest Totals	2,489			17	1,556	916

Proposition P – City of Wylie

Vote For 1




	TOTAL	VOTE %		Ballots By Mail	Early Voting	Election Day
FOR THE MEASURE	1,421	67.96%	<div><div></div></div>	12	925	484
AGAINST THE MEASURE	670	32.04%	<div><div></div></div>	3	378	289
Total Votes Cast	2,091	100.00%	<div><div></div></div>	15	1,303	773
Overvotes	0			0	0	0
Undervotes	398			2	253	143
Contest Totals	2,489			17	1,556	916

Summary Results Report
Joint General and Special Election
May 3, 2025

FINAL RESULTS
All Races
Collin County




Proposition Q – City of Wylie

Vote For 1

	TOTAL	VOTE %		Ballots By Mail	Early Voting	Election Day
FOR THE MEASURE	1,831	86.61%		14	1,153	664
AGAINST THE MEASURE	283	13.39%		3	171	109
Total Votes Cast	2,114	100.00%		17	1,324	773
Overvotes	0			0	0	0
Undervotes	375			0	232	143
Contest Totals	2,489			17	1,556	916




Proposition R – City of Wylie

Vote For 1

	TOTAL	VOTE %		Ballots By Mail	Early Voting	Election Day
FOR THE MEASURE	1,276	60.33%		13	855	408
AGAINST THE MEASURE	839	39.67%		4	466	369
Total Votes Cast	2,115	100.00%		17	1,321	777
Overvotes	0			0	0	0
Undervotes	374			0	235	139
Contest Totals	2,489			17	1,556	916




Proposition S – City of Wylie

Vote For 1

	TOTAL	VOTE %		Ballots By Mail	Early Voting	Election Day
FOR THE MEASURE	1,487	72.86%		12	935	540
AGAINST THE MEASURE	554	27.14%		4	326	224
Total Votes Cast	2,041	100.00%		16	1,261	764
Overvotes	0			0	0	0
Undervotes	448			1	295	152
Contest Totals	2,489			17	1,556	916

Proposition T – City of Wylie

Vote For 1




	TOTAL	VOTE %		Ballots By Mail	Early Voting	Election Day
FOR THE MEASURE	496	23.65%		3	348	145
AGAINST THE MEASURE	1,601	76.35%		14	960	627
Total Votes Cast	2,097	100.00%		17	1,308	772
Overvotes	0			0	0	0
Undervotes	392			0	248	144
Contest Totals	2,489			17	1,556	916

Summary Results Report
Joint General and Special Election
May 3, 2025

FINAL RESULTS
All Races
Collin County




Proposition U – City of Wylie

Vote For 1

	TOTAL	VOTE %		Ballots By Mail	Early Voting	Election Day
FOR THE MEASURE	1,637	78.36%		13	1,039	585
AGAINST THE MEASURE	452	21.64%		4	261	187
Total Votes Cast	2,089	100.00%		17	1,300	772
Overvotes	0			0	0	0
Undervotes	400			0	256	144
Contest Totals	2,489			17	1,556	916




Proposition V – City of Wylie

Vote For 1

	TOTAL	VOTE %		Ballots By Mail	Early Voting	Election Day
FOR THE MEASURE	1,193	55.33%		9	799	385
AGAINST THE MEASURE	963	44.67%		8	545	410
Total Votes Cast	2,156	100.00%		17	1,344	795
Overvotes	0			0	0	0
Undervotes	333			0	212	121
Contest Totals	2,489			17	1,556	916




Proposition W – City of Wylie

Vote For 1

	TOTAL	VOTE %		Ballots By Mail	Early Voting	Election Day
FOR THE MEASURE	1,648	76.62%		13	1,051	584
AGAINST THE MEASURE	503	23.38%		4	290	209
Total Votes Cast	2,151	100.00%		17	1,341	793
Overvotes	0			0	0	0
Undervotes	338			0	215	123
Contest Totals	2,489			17	1,556	916

Proposition X – City of Wylie

Vote For 1

	TOTAL	VOTE %		Ballots By Mail	Early Voting	Election Day
FOR THE MEASURE	1,631	76.97%		15	1,017	599
AGAINST THE MEASURE	488	23.03%		2	300	186
Total Votes Cast	2,119	100.00%		17	1,317	785
Overvotes	1			0	0	1
Undervotes	369			0	239	130
Contest Totals	2,489			17	1,556	916

Summary Results Report
Joint General and Special Election
May 3, 2025

FINAL RESULTS
All Races
Collin County

Proposition Y – City of Wylie

Vote For 1

	TOTAL	VOTE %		Ballots By Mail	Early Voting	Election Day
FOR THE MEASURE	1,556	76.27%	<div><div></div></div>	11	976	569
AGAINST THE MEASURE	484	23.73%	<div><div></div></div>	5	290	189
Total Votes Cast	2,040	100.00%	<div><div></div></div>	16	1,266	758
Overvotes	0			0	0	0
Undervotes	449			1	290	158
Contest Totals	2,489			17	1,556	916

Proposition Z – City of Wylie

Vote For 1

	TOTAL	VOTE %		Ballots By Mail	Early Voting	Election Day
FOR THE MEASURE	687	32.50%	<div><div></div></div>	6	465	216
AGAINST THE MEASURE	1,427	67.50%	<div><div></div></div>	11	855	561
Total Votes Cast	2,114	100.00%	<div><div></div></div>	17	1,320	777
Overvotes	0			0	0	0
Undervotes	375			0	236	139
Contest Totals	2,489			17	1,556	916

Board of Trustees, Place 4 – Allen ISD

Vote For 1

	TOTAL	VOTE %		Ballots By Mail	Early Voting	Election Day
Rosalind Lewis	1,498	45.56%	<div><div></div></div>	27	918	553
Becca Kinnear	1,790	54.44%	<div><div></div></div>	28	1,162	600
Total Votes Cast	3,288	100.00%	<div><div></div></div>	55	2,080	1,153
Overvotes	0			0	0	0
Undervotes	280			3	169	108
Contest Totals	3,568			58	2,249	1,261

Board of Trustees, Place 5 – Allen ISD

Vote For 1

	TOTAL	VOTE %		Ballots By Mail	Early Voting	Election Day
Kit McKee	1,241	37.86%	<div><div></div></div>	27	757	457
Amanda Campbell	2,037	62.14%	<div><div></div></div>	29	1,312	696
Total Votes Cast	3,278	100.00%	<div><div></div></div>	56	2,069	1,153
Overvotes	0			0	0	0
Undervotes	290			2	180	108
Contest Totals	3,568			58	2,249	1,261

Board of Trustees, Place 1 – Anna ISD

Vote For 1

	TOTAL	VOTE %		Ballots By Mail	Early Voting	Election Day
Tiffany Terry	823	100.00%	<div><div></div></div>	9	551	263
Total Votes Cast	823	100.00%	<div><div></div></div>	9	551	263
Overvotes	0			0	0	0
Undervotes	291			2	179	110
Contest Totals	1,114			11	730	373

Summary Results Report
Joint General and Special Election
May 3, 2025

FINAL RESULTS
All Races
Collin County

Board of Trustees, Place 3 – Anna ISD

Vote For 1

	TOTAL	VOTE %		Ballots By Mail	Early Voting	Election Day
Jose Vargas	823	100.00%	<div><div></div></div>	8	539	276
Total Votes Cast	823	100.00%	<div><div></div></div>	8	539	276
Overvotes	0			0	0	0
Undervotes	291			3	191	97
Contest Totals	1,114			11	730	373

Board of Trustees, Place 4 – Anna ISD

Vote For 1

	TOTAL	VOTE %		Ballots By Mail	Early Voting	Election Day
Kavanski Morrison	159	16.44%	<div><div></div></div>	3	100	56
Cody Bridwell	447	46.23%	<div><div></div></div>	4	298	145
Eliana Mellet	90	9.31%	<div><div></div></div>	0	65	25
Carrie Butler	271	28.02%	<div><div></div></div>	4	170	97
Total Votes Cast	967	100.00%	<div><div></div></div>	11	633	323
Overvotes	0			0	0	0
Undervotes	147			0	97	50
Contest Totals	1,114			11	730	373

Trustee, Place 2 – Blue Ridge ISD

Vote For 1

	TOTAL	VOTE %		Ballots By Mail	Early Voting	Election Day
Matt Grier	352	100.00%	<div><div></div></div>	2	240	110
Total Votes Cast	352	100.00%	<div><div></div></div>	2	240	110
Overvotes	0			0	0	0
Undervotes	155			0	99	56
Contest Totals	507			2	339	166

Trustee, Place 4 – Blue Ridge ISD

Vote For 1

	TOTAL	VOTE %		Ballots By Mail	Early Voting	Election Day
Eddie Childers	132	31.35%	<div><div></div></div>	0	88	44
Jenna Capps	289	68.65%	<div><div></div></div>	2	201	86
Total Votes Cast	421	100.00%	<div><div></div></div>	2	289	130
Overvotes	0			0	0	0
Undervotes	86			0	50	36
Contest Totals	507			2	339	166

Trustee, Place 6 – Blue Ridge ISD

Vote For 1

	TOTAL	VOTE %		Ballots By Mail	Early Voting	Election Day
Scott Cessna	343	100.00%	<div><div></div></div>	2	236	105
Total Votes Cast	343	100.00%	<div><div></div></div>	2	236	105
Overvotes	0			0	0	0
Undervotes	164			0	103	61
Contest Totals	507			2	339	166

Summary Results Report
Joint General and Special Election
May 3, 2025

FINAL RESULTS
All Races
Collin County

Trustee, Place 7 – Blue Ridge ISD

Vote For 1

	TOTAL	VOTE %		Ballots By Mail	Early Voting	Election Day
John Gaulden	359	100.00%	<div><div></div></div>	2	247	110
Total Votes Cast	359	100.00%	<div><div></div></div>	2	247	110
Overvotes	0			0	0	0
Undervotes	148			0	92	56
Contest Totals	507			2	339	166

Proposition A – Blue Ridge ISD

Vote For 1

	TOTAL	VOTE %		Ballots By Mail	Early Voting	Election Day
FOR	350	69.31%	<div><div></div></div>	2	248	100
AGAINST	155	30.69%	<div><div></div></div>	0	90	65
Total Votes Cast	505	100.00%	<div><div></div></div>	2	338	165
Overvotes	0			0	0	0
Undervotes	2			0	1	1
Contest Totals	507			2	339	166

Board of Trustees, Place 1 – Celina ISD

Vote For 1

	TOTAL	VOTE %		Ballots By Mail	Early Voting	Election Day
Vicky Hogue	412	23.20%	<div><div></div></div>	4	310	98
Meagan Dungan	532	29.96%	<div><div></div></div>	2	338	192
Chuck Hansen	832	46.85%	<div><div></div></div>	2	612	218
Total Votes Cast	1,776	100.00%	<div><div></div></div>	8	1,260	508
Overvotes	0			0	0	0
Undervotes	202			1	135	66
Contest Totals	1,978			9	1,395	574

Board of Trustees, Place 2 – Celina ISD

Vote For 1

	TOTAL	VOTE %		Ballots By Mail	Early Voting	Election Day
Michael Wagoner	841	50.69%	<div><div></div></div>	4	583	254
Cameron Riggs	818	49.31%	<div><div></div></div>	2	592	224
Total Votes Cast	1,659	100.00%	<div><div></div></div>	6	1,175	478
Overvotes	0			0	0	0
Undervotes	319			3	220	96
Contest Totals	1,978			9	1,395	574

Summary Results Report
Joint General and Special Election
May 3, 2025

FINAL RESULTS
All Races
Collin County

Proposition A – Celina ISD

Vote For 1

	TOTAL	VOTE %		Ballots By Mail	Early Voting	Election Day
FOR	1,395	71.58%	<div><div></div></div>	5	994	396
AGAINST	554	28.42%	<div><div></div></div>	4	382	168
Total Votes Cast	1,949	100.00%	<div><div></div></div>	9	1,376	564
Overvotes	0			0	0	0
Undervotes	29			0	19	10
Contest Totals	1,978			9	1,395	574

Proposition B – Celina ISD

Vote For 1

	TOTAL	VOTE %		Ballots By Mail	Early Voting	Election Day
FOR	1,361	69.72%	<div><div></div></div>	4	975	382
AGAINST	591	30.28%	<div><div></div></div>	5	406	180
Total Votes Cast	1,952	100.00%	<div><div></div></div>	9	1,381	562
Overvotes	0			0	0	0
Undervotes	26			0	14	12
Contest Totals	1,978			9	1,395	574

Trustee, Place 1 – Community ISD

Vote For 1

	TOTAL	VOTE %		Ballots By Mail	Early Voting	Election Day
Jeff Pendill	210	50.97%	<div><div></div></div>	1	107	102
Kathryn Grant	202	49.03%	<div><div></div></div>	2	100	100
Total Votes Cast	412	100.00%	<div><div></div></div>	3	207	202
Overvotes	0			0	0	0
Undervotes	98			0	35	63
Contest Totals	510			3	242	265

Trustee, Place 3 – Community ISD

Vote For 1

	TOTAL	VOTE %		Ballots By Mail	Early Voting	Election Day
Adam Strickland	137	31.00%	<div><div></div></div>	1	79	57
Chelsia Renae Young	54	12.22%	<div><div></div></div>	1	23	30
Jeff Cox	192	43.44%	<div><div></div></div>	0	87	105
Heather Minyard	59	13.35%	<div><div></div></div>	1	24	34
Total Votes Cast	442	100.00%	<div><div></div></div>	3	213	226
Overvotes	0			0	0	0
Undervotes	68			0	29	39
Contest Totals	510			3	242	265

Summary Results Report
Joint General and Special Election
May 3, 2025

FINAL RESULTS
All Races
Collin County

Trustee, Place 1 – Frisco ISD

Vote For 1

	TOTAL	VOTE %		Ballots By Mail	Early Voting	Election Day
Amit Kalra	2,942	25.58%	<div><div></div></div>	38	1,883	1,021
Suresh Manduva	4,998	43.46%	<div><div></div></div>	24	3,227	1,747
Muni Janagarajan	3,560	30.96%	<div><div></div></div>	35	2,375	1,150
Total Votes Cast	11,500	100.00%	<div><div></div></div>	97	7,485	3,918
Overvotes	0			0	0	0
Undervotes	2,516			39	1,618	859
Contest Totals	14,016			136	9,103	4,777

Trustee, Place 2 – Frisco ISD

Vote For 1

	TOTAL	VOTE %		Ballots By Mail	Early Voting	Election Day
Melanie Barrios Jones	4,967	41.37%	<div><div></div></div>	45	3,347	1,575
Ange Yao	1,108	9.23%	<div><div></div></div>	8	642	458
Renee Sample	5,932	49.40%	<div><div></div></div>	58	3,857	2,017
Total Votes Cast	12,007	100.00%	<div><div></div></div>	111	7,846	4,050
Overvotes	0			0	0	0
Undervotes	2,009			25	1,257	727
Contest Totals	14,016			136	9,103	4,777

Trustee, Place 3 – Frisco ISD

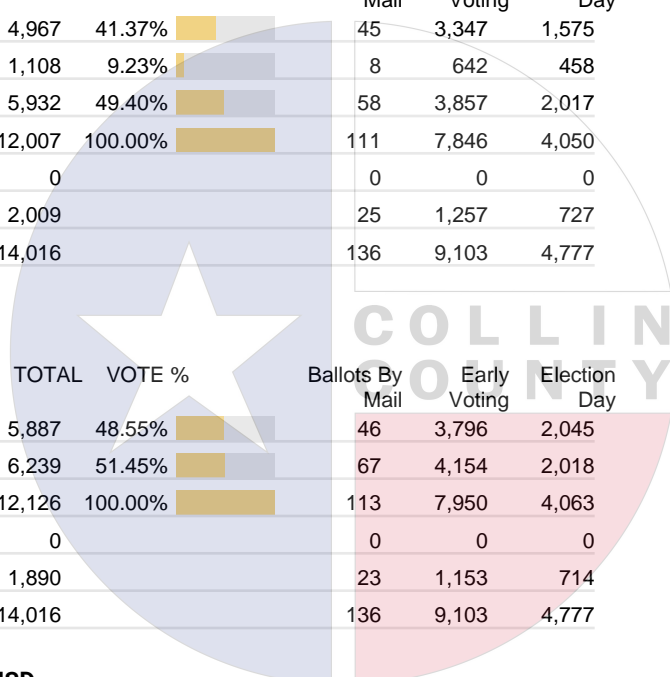
Vote For 1

	TOTAL	VOTE %		Ballots By Mail	Early Voting	Election Day
Stuart Shulman	5,887	48.55%	<div><div></div></div>	46	3,796	2,045
Stephanie Elad	6,239	51.45%	<div><div></div></div>	67	4,154	2,018
Total Votes Cast	12,126	100.00%	<div><div></div></div>	113	7,950	4,063
Overvotes	0			0	0	0
Undervotes	1,890			23	1,153	714
Contest Totals	14,016			136	9,103	4,777

Board of Trustee, Place 1 – Lovejoy ISD

Vote For 1

	TOTAL	VOTE %		Ballots By Mail	Early Voting	Election Day
Julie McLaughlin	2,299	100.00%	<div><div></div></div>	5	1,745	549
Total Votes Cast	2,299	100.00%	<div><div></div></div>	5	1,745	549
Overvotes	0			0	0	0
Undervotes	1,228			5	875	348
Contest Totals	3,527			10	2,620	897



Summary Results Report
Joint General and Special Election
May 3, 2025

FINAL RESULTS
All Races
Collin County

Board of Trustee, Place 2 – Lovejoy ISD

Vote For 1

	TOTAL	VOTE %		Ballots By Mail	Early Voting	Election Day
Aubrey Stock	2,114	67.43%	<div><div></div></div>	7	1,596	511
Pamela Sailor	1,021	32.57%	<div><div></div></div>	2	769	250
Total Votes Cast	3,135	100.00%	<div><div></div></div>	9	2,365	761
Overvotes	0			0	0	0
Undervotes	392			1	255	136
Contest Totals	3,527			10	2,620	897

Board of Trustee, Place 3 – Lovejoy ISD

Vote For 1

	TOTAL	VOTE %		Ballots By Mail	Early Voting	Election Day
Jeff Wood	2,162	100.00%	<div><div></div></div>	5	1,633	524
Total Votes Cast	2,162	100.00%	<div><div></div></div>	5	1,633	524
Overvotes	0			0	0	0
Undervotes	1,365			5	987	373
Contest Totals	3,527			10	2,620	897

Proposition A – Lovejoy ISD

Vote For 1

	TOTAL	VOTE %		Ballots By Mail	Early Voting	Election Day
FOR	1,831	52.46%	<div><div></div></div>	5	1,378	448
AGAINST	1,659	47.54%	<div><div></div></div>	5	1,218	436
Total Votes Cast	3,490	100.00%	<div><div></div></div>	10	2,596	884
Overvotes	0			0	0	0
Undervotes	37			0	24	13
Contest Totals	3,527			10	2,620	897

Proposition B – Lovejoy ISD

Vote For 1

	TOTAL	VOTE %		Ballots By Mail	Early Voting	Election Day
FOR	1,957	56.38%	<div><div></div></div>	5	1,467	485
AGAINST	1,514	43.62%	<div><div></div></div>	5	1,119	390
Total Votes Cast	3,471	100.00%	<div><div></div></div>	10	2,586	875
Overvotes	0			0	0	0
Undervotes	56			0	34	22
Contest Totals	3,527			10	2,620	897

Proposition C – Lovejoy ISD

Vote For 1

	TOTAL	VOTE %		Ballots By Mail	Early Voting	Election Day
FOR	1,674	48.34%	<div><div></div></div>	5	1,263	406
AGAINST	1,789	51.66%	<div><div></div></div>	5	1,314	470
Total Votes Cast	3,463	100.00%	<div><div></div></div>	10	2,577	876
Overvotes	0			0	0	0
Undervotes	64			0	43	21
Contest Totals	3,527			10	2,620	897

Summary Results Report
Joint General and Special Election
May 3, 2025

FINAL RESULTS
All Races
Collin County

Proposition D – Lovejoy ISD

Vote For 1

	TOTAL	VOTE %		Ballots By Mail	Early Voting	Election Day
FOR	1,733	50.09%	<div><div></div></div>	5	1,308	420
AGAINST	1,727	49.91%	<div><div></div></div>	5	1,267	455
Total Votes Cast	3,460	100.00%	<div><div></div></div>	10	2,575	875
Overvotes	0			0	0	0
Undervotes	67			0	45	22
Contest Totals	3,527			10	2,620	897

Proposition E – Lovejoy ISD

Vote For 1

	TOTAL	VOTE %		Ballots By Mail	Early Voting	Election Day
FOR	1,760	50.69%	<div><div></div></div>	4	1,327	429
AGAINST	1,712	49.31%	<div><div></div></div>	6	1,259	447
Total Votes Cast	3,472	100.00%	<div><div></div></div>	10	2,586	876
Overvotes	0			0	0	0
Undervotes	55			0	34	21
Contest Totals	3,527			10	2,620	897

Board of Trustees, Place 1 – McKinney ISD

Vote For 1

	TOTAL	VOTE %		Ballots By Mail	Early Voting	Election Day
Larry Jagours	1,101	100.00%	<div><div></div></div>	18	753	330
Total Votes Cast	1,101	100.00%	<div><div></div></div>	18	753	330
Overvotes	0			0	0	0
Undervotes	647			6	415	226
Contest Totals	1,748			24	1,168	556

Board of Trustees, Place 2 – McKinney ISD

Vote For 1

	TOTAL	VOTE %		Ballots By Mail	Early Voting	Election Day
Kenneth Ussery	2,283	62.48%	<div><div></div></div>	27	1,549	707
Deborah Klosky	1,371	37.52%	<div><div></div></div>	26	927	418
Total Votes Cast	3,654	100.00%	<div><div></div></div>	53	2,476	1,125
Overvotes	0			0	0	0
Undervotes	666			4	429	233
Contest Totals	4,320			57	2,905	1,358

Board of Trustees, Place 3 – McKinney ISD

Vote For 1

	TOTAL	VOTE %		Ballots By Mail	Early Voting	Election Day
Chad Green	896	31.76%	<div><div></div></div>	21	559	316
Corey Homer	1,925	68.24%	<div><div></div></div>	32	1,336	557
Total Votes Cast	2,821	100.00%	<div><div></div></div>	53	1,895	873
Overvotes	0			0	0	0
Undervotes	333			4	209	120
Contest Totals	3,154			57	2,104	993

Summary Results Report
Joint General and Special Election
May 3, 2025

FINAL RESULTS
All Races
Collin County

Board of Trustees, Place 7 – McKinney ISD

Vote For 1

	TOTAL	VOTE %		Ballots By Mail	Early Voting	Election Day
Harvey Oaxaca	9,430	100.00%	<div><div></div></div>	134	6,584	2,712
Total Votes Cast	9,430	100.00%	<div><div></div></div>	134	6,584	2,712
Overvotes	0			0	0	0
Undervotes	5,451			94	3,544	1,813
Contest Totals	14,881			228	10,128	4,525

Trustee, Place 6 – Melissa ISD

Vote For 1

	TOTAL	VOTE %		Ballots By Mail	Early Voting	Election Day
Amy Feagin	1,644	100.00%	<div><div></div></div>	4	1,055	585
Total Votes Cast	1,644	100.00%	<div><div></div></div>	4	1,055	585
Overvotes	0			0	0	0
Undervotes	659			6	390	263
Contest Totals	2,303			10	1,445	848

Trustee, Place 7 – Melissa ISD

Vote For 1

	TOTAL	VOTE %		Ballots By Mail	Early Voting	Election Day
Paul Anderson	1,169	61.82%	<div><div></div></div>	2	778	389
Robyn Brown	722	38.18%	<div><div></div></div>	5	417	300
Total Votes Cast	1,891	100.00%	<div><div></div></div>	7	1,195	689
Overvotes	0			0	0	0
Undervotes	412			3	250	159
Contest Totals	2,303			10	1,445	848

Proposition A – Melissa ISD

Vote For 1

	TOTAL	VOTE %		Ballots By Mail	Early Voting	Election Day
FOR	1,550	67.80%	<div><div></div></div>	6	1,041	503
AGAINST	736	32.20%	<div><div></div></div>	4	399	333
Total Votes Cast	2,286	100.00%	<div><div></div></div>	10	1,440	836
Overvotes	0			0	0	0
Undervotes	17			0	5	12
Contest Totals	2,303			10	1,445	848

Proposition B – Melissa ISD

Vote For 1

	TOTAL	VOTE %		Ballots By Mail	Early Voting	Election Day
FOR	1,575	69.14%	<div><div></div></div>	6	1,036	533
AGAINST	703	30.86%	<div><div></div></div>	4	396	303
Total Votes Cast	2,278	100.00%	<div><div></div></div>	10	1,432	836
Overvotes	0			0	0	0
Undervotes	25			0	13	12
Contest Totals	2,303			10	1,445	848

Summary Results Report
Joint General and Special Election
May 3, 2025

FINAL RESULTS
All Races
Collin County

Trustee, Place 1 – Plano ISD

Vote For 1

	TOTAL	VOTE %		Ballots By Mail	Early Voting	Election Day
Lauren Tyra	17,022	100.00%	<div><div></div></div>	275	11,043	5,704
Total Votes Cast	17,022	100.00%	<div><div></div></div>	275	11,043	5,704
Overvotes	0			0	0	0
Undervotes	11,648			202	7,401	4,045
Contest Totals	28,670			477	18,444	9,749

Trustee, Place 2 – Plano ISD

Vote For 1

	TOTAL	VOTE %		Ballots By Mail	Early Voting	Election Day
Sam Johnson	19,254	85.87%	<div><div></div></div>	348	12,626	6,280
Xiomar Pierre	3,169	14.13%	<div><div></div></div>	42	1,926	1,201
Total Votes Cast	22,423	100.00%	<div><div></div></div>	390	14,552	7,481
Overvotes	0			0	0	0
Undervotes	6,247			87	3,892	2,268
Contest Totals	28,670			477	18,444	9,749

Trustee, Place 3 – Plano ISD

Vote For 1

	TOTAL	VOTE %		Ballots By Mail	Early Voting	Election Day
Nancy C. Humphrey	16,316	71.23%	<div><div></div></div>	295	10,541	5,480
Harper Weaver	6,590	28.77%	<div><div></div></div>	96	4,265	2,229
Total Votes Cast	22,906	100.00%	<div><div></div></div>	391	14,806	7,709
Overvotes	0			0	0	0
Undervotes	5,764			86	3,638	2,040
Contest Totals	28,670			477	18,444	9,749

Trustee, Place 6 – Plano ISD

Vote For 1

	TOTAL	VOTE %		Ballots By Mail	Early Voting	Election Day
Andrew Rettke	3,007	12.82%	<div><div></div></div>	54	1,875	1,078
Elisa Klein	13,321	56.78%	<div><div></div></div>	187	8,347	4,787
Dash Weerasinghe	7,133	30.40%	<div><div></div></div>	158	5,018	1,957
Total Votes Cast	23,461	100.00%	<div><div></div></div>	399	15,240	7,822
Overvotes	1			1	0	0
Undervotes	5,208			77	3,204	1,927
Contest Totals	28,670			477	18,444	9,749

School Board Trustee, Place 1 – Prosper ISD

Vote For 1

	TOTAL	VOTE %		Ballots By Mail	Early Voting	Election Day
Jorden Dial	3,240	100.00%	<div><div></div></div>	39	2,282	919
Total Votes Cast	3,240	100.00%	<div><div></div></div>	39	2,282	919
Overvotes	0			0	0	0
Undervotes	1,646			16	1,074	556
Contest Totals	4,886			55	3,356	1,475

Summary Results Report
Joint General and Special Election
May 3, 2025

FINAL RESULTS
All Races
Collin County

School Board Trustee, Place 3 – Prosper ISD

Vote For 1

	TOTAL	VOTE %		Ballots By Mail	Early Voting	Election Day
Scott Bray	2,216	50.77%	<div><div></div></div>	38	1,566	612
Kelly P. Cavender	2,149	49.23%	<div><div></div></div>	14	1,467	668
Total Votes Cast	4,365	100.00%	<div><div></div></div>	52	3,033	1,280
Overvotes	0			0	0	0
Undervotes	521			3	323	195
Contest Totals	4,886			55	3,356	1,475

School Board Trustee, Place 6 – Prosper ISD

Vote For 1

	TOTAL	VOTE %		Ballots By Mail	Early Voting	Election Day
Janette Church	2,250	50.54%	<div><div></div></div>	31	1,561	658
Garrett Linker	2,202	49.46%	<div><div></div></div>	21	1,518	663
Total Votes Cast	4,452	100.00%	<div><div></div></div>	52	3,079	1,321
Overvotes	0			0	0	0
Undervotes	434			3	277	154
Contest Totals	4,886			55	3,356	1,475

Proposition A – Seis Lagos SUD

Vote For 1

	TOTAL	VOTE %		Ballots By Mail	Early Voting	Election Day
FOR	277	47.11%	<div><div></div></div>	1	157	119
AGAINST	311	52.89%	<div><div></div></div>	0	219	92
Total Votes Cast	588	100.00%	<div><div></div></div>	1	376	211
Overvotes	0			0	0	0
Undervotes	0			0	0	0
Contest Totals	588			1	376	211

Proposition B – City of Lavon

Vote For 1

	TOTAL	VOTE %		Ballots By Mail	Early Voting	Election Day
For	20	21.51%	<div><div></div></div>	0	13	7
Against	73	78.49%	<div><div></div></div>	1	32	40
Total Votes Cast	93	100.00%	<div><div></div></div>	1	45	47
Overvotes	0			0	0	0
Undervotes	1			0	0	1
Contest Totals	94			1	45	48

Summary Results Report
Joint General and Special Election
May 3, 2025

FINAL RESULTS
All Races
Collin County

Proposition A – Collin County MUD No. 6

Vote For 1

	TOTAL	VOTE %		Ballots By Mail	Early Voting	Election Day
For	2	100.00%	<div><div></div></div>	0	2	0
Against	0	0.00%	<div><div></div></div>	0	0	0
Total Votes Cast	2	100.00%	<div><div></div></div>	0	2	0
Overvotes	0			0	0	0
Undervotes	0			0	0	0
Contest Totals	2			0	2	0

Directors, Collin County MUD No. 6

Vote For 5

	TOTAL	VOTE %		Ballots By Mail	Early Voting	Election Day
Will Droese	2	20.00%	<div><div></div></div>	0	2	0
Ryan Duffie	2	20.00%	<div><div></div></div>	0	2	0
Haley Birmingham	2	20.00%	<div><div></div></div>	0	2	0
Genna Skolnik	2	20.00%	<div><div></div></div>	0	2	0
Alec Johns	2	20.00%	<div><div></div></div>	0	2	0
Total Votes Cast	10	100.00%	<div><div></div></div>	0	10	0
Overvotes	0			0	0	0
Undervotes	0			0	0	0
Contest Totals	10			0	10	0

Proposition B – Collin County MUD No. 6

Vote For 1

	TOTAL	VOTE %		Ballots By Mail	Early Voting	Election Day
For	2	100.00%	<div><div></div></div>	0	2	0
Against	0	0.00%	<div><div></div></div>	0	0	0
Total Votes Cast	2	100.00%	<div><div></div></div>	0	2	0
Overvotes	0			0	0	0
Undervotes	0			0	0	0
Contest Totals	2			0	2	0

Proposition C – Collin County MUD No. 6

Vote For 1

	TOTAL	VOTE %		Ballots By Mail	Early Voting	Election Day
For	2	100.00%	<div><div></div></div>	0	2	0
Against	0	0.00%	<div><div></div></div>	0	0	0
Total Votes Cast	2	100.00%	<div><div></div></div>	0	2	0
Overvotes	0			0	0	0
Undervotes	0			0	0	0
Contest Totals	2			0	2	0

Collin County Seal
Watermark Seal for Collin County,
Collin County Government

Summary Results Report
Joint General and Special Election
May 3, 2025

FINAL RESULTS
All Races
Collin County

Proposition D – Collin County MUD No. 6

Vote For 1

	TOTAL	VOTE %		Ballots By Mail	Early Voting	Election Day
For	2	100.00%	<div><div></div></div>	0	2	0
Against	0	0.00%	<div><div></div></div>	0	0	0
Total Votes Cast	2	100.00%	<div><div></div></div>	0	2	0
Overvotes	0			0	0	0
Undervotes	0			0	0	0
Contest Totals	2			0	2	0

Proposition E – Collin County MUD No. 6

Vote For 1

	TOTAL	VOTE %		Ballots By Mail	Early Voting	Election Day
For	2	100.00%	<div><div></div></div>	0	2	0
Against	0	0.00%	<div><div></div></div>	0	0	0
Total Votes Cast	2	100.00%	<div><div></div></div>	0	2	0
Overvotes	0			0	0	0
Undervotes	0			0	0	0
Contest Totals	2			0	2	0

Proposition F – Collin County MUD No. 6

Vote For 1

	TOTAL	VOTE %		Ballots By Mail	Early Voting	Election Day
For	2	100.00%	<div><div></div></div>	0	2	0
Against	0	0.00%	<div><div></div></div>	0	0	0
Total Votes Cast	2	100.00%	<div><div></div></div>	0	2	0
Overvotes	0			0	0	0
Undervotes	0			0	0	0
Contest Totals	2			0	2	0

Proposition A – Collin County MUD No. 11

Vote For 1

	TOTAL	VOTE %		Ballots By Mail	Early Voting	Election Day
FOR DISTRICT	1	100.00%	<div><div></div></div>	0	1	0
AGAINST DISTRICT	0	0.00%	<div><div></div></div>	0	0	0
Total Votes Cast	1	100.00%	<div><div></div></div>	0	1	0
Overvotes	0			0	0	0
Undervotes	0			0	0	0
Contest Totals	1			0	1	0

Summary Results Report
Joint General and Special Election
May 3, 2025

FINAL RESULTS
All Races
Collin County

Proposition B – Collin County MUD No. 11

Vote For 1

	TOTAL	VOTE %		Ballots By Mail	Early Voting	Election Day
FOR	1	100.00%	<div><div></div></div>	0	1	0
AGAINST	0	0.00%	<div><div></div></div>	0	0	0
Total Votes Cast	1	100.00%	<div><div></div></div>	0	1	0
Overvotes	0			0	0	0
Undervotes	0			0	0	0
Contest Totals	1			0	1	0

Proposition C – Collin County MUD No. 11

Vote For 1

	TOTAL	VOTE %		Ballots By Mail	Early Voting	Election Day
FOR	1	100.00%	<div><div></div></div>	0	1	0
AGAINST	0	0.00%	<div><div></div></div>	0	0	0
Total Votes Cast	1	100.00%	<div><div></div></div>	0	1	0
Overvotes	0			0	0	0
Undervotes	0			0	0	0
Contest Totals	1			0	1	0

Proposition D – Collin County MUD No. 11

Vote For 1

	TOTAL	VOTE %		Ballots By Mail	Early Voting	Election Day
FOR	1	100.00%	<div><div></div></div>	0	1	0
AGAINST	0	0.00%	<div><div></div></div>	0	0	0
Total Votes Cast	1	100.00%	<div><div></div></div>	0	1	0
Overvotes	0			0	0	0
Undervotes	0			0	0	0
Contest Totals	1			0	1	0

Proposition E – Collin County MUD No. 11

Vote For 1

	TOTAL	VOTE %		Ballots By Mail	Early Voting	Election Day
FOR	1	100.00%	<div><div></div></div>	0	1	0
AGAINST	0	0.00%	<div><div></div></div>	0	0	0
Total Votes Cast	1	100.00%	<div><div></div></div>	0	1	0
Overvotes	0			0	0	0
Undervotes	0			0	0	0
Contest Totals	1			0	1	0

Summary Results Report
Joint General and Special Election
May 3, 2025

FINAL RESULTS
All Races
Collin County

Directors, Collin County MUD No. 11

Vote For 5

	TOTAL	VOTE %		Ballots By Mail	Early Voting	Election Day
Ryan Storch	1	20.00%	<div><div></div></div>	0	1	0
Michael Reil	1	20.00%	<div><div></div></div>	0	1	0
Jessica Lynn Puckett	1	20.00%	<div><div></div></div>	0	1	0
James Casey Ross	1	20.00%	<div><div></div></div>	0	1	0
Joshua Mitchell Pace	1	20.00%	<div><div></div></div>	0	1	0
Total Votes Cast	5	100.00%	<div><div></div></div>	0	5	0
Overvotes	0			0	0	0
Undervotes	0			0	0	0
Contest Totals	5			0	5	0

Proposition A – Collin County MUD No. 12

Vote For 1

	TOTAL	VOTE %		Ballots By Mail	Early Voting	Election Day
FOR DISTRICT	1	100.00%	<div><div></div></div>	0	1	0
AGAINST DISTRICT	0	0.00%	<div><div></div></div>	0	0	0
Total Votes Cast	1	100.00%	<div><div></div></div>	0	1	0
Overvotes	0			0	0	0
Undervotes	0			0	0	0
Contest Totals	1			0	1	0

Proposition B – Collin County MUD NO. 12

Vote For 1

	TOTAL	VOTE %		Ballots By Mail	Early Voting	Election Day
FOR	1	100.00%	<div><div></div></div>	0	1	0
AGAINST	0	0.00%	<div><div></div></div>	0	0	0
Total Votes Cast	1	100.00%	<div><div></div></div>	0	1	0
Overvotes	0			0	0	0
Undervotes	0			0	0	0
Contest Totals	1			0	1	0

Proposition C – Collin County MUD NO. 12

Vote For 1

	TOTAL	VOTE %		Ballots By Mail	Early Voting	Election Day
FOR	1	100.00%	<div><div></div></div>	0	1	0
AGAINST	0	0.00%	<div><div></div></div>	0	0	0
Total Votes Cast	1	100.00%	<div><div></div></div>	0	1	0
Overvotes	0			0	0	0
Undervotes	0			0	0	0
Contest Totals	1			0	1	0

Collin County Seal
Watermark Seal for Collin County.
Collin County Government

Summary Results Report
Joint General and Special Election
May 3, 2025

FINAL RESULTS
All Races
Collin County

Proposition D – Collin County MUD NO. 12

Vote For 1

	TOTAL	VOTE %		Ballots By Mail	Early Voting	Election Day
FOR	1	100.00%	<div><div></div></div>	0	1	0
AGAINST	0	0.00%	<div><div></div></div>	0	0	0
Total Votes Cast	1	100.00%	<div><div></div></div>	0	1	0
Overvotes	0			0	0	0
Undervotes	0			0	0	0
Contest Totals	1			0	1	0

Proposition E – Collin County MUD NO. 12

Vote For 1

	TOTAL	VOTE %		Ballots By Mail	Early Voting	Election Day
FOR	1	100.00%	<div><div></div></div>	0	1	0
AGAINST	0	0.00%	<div><div></div></div>	0	0	0
Total Votes Cast	1	100.00%	<div><div></div></div>	0	1	0
Overvotes	0			0	0	0
Undervotes	0			0	0	0
Contest Totals	1			0	1	0

Directors, Collin County MUD NO. 12

Vote For 5

	TOTAL	VOTE %		Ballots By Mail	Early Voting	Election Day
Samuel “Brannon” Farrow	1	20.00%	<div><div></div></div>	0	1	0
Maxwell Carr Roberts	1	20.00%	<div><div></div></div>	0	1	0
Kyle Thomas Kooda	1	20.00%	<div><div></div></div>	0	1	0
Rian Rahimi	1	20.00%	<div><div></div></div>	0	1	0
Nicole Ann Stoeckel	1	20.00%	<div><div></div></div>	0	1	0
Total Votes Cast	5	100.00%	<div><div></div></div>	0	5	0
Overvotes	0			0	0	0
Undervotes	0			0	0	0
Contest Totals	5			0	5	0

Collin County Seal
Watermark Seal for Collin County.
Collin County Government